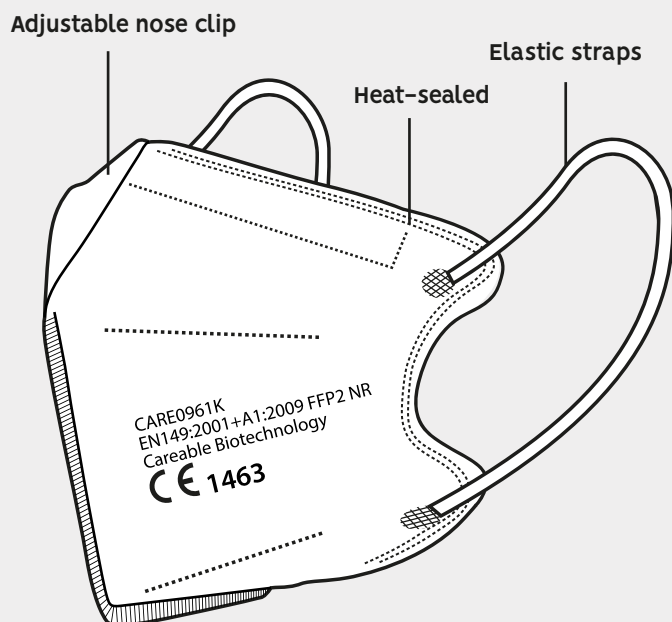


# WELLER FFP2 KIDS FACE MASK

SA99437901



EPI CATEGORÍA III

Five-layer safety face mask.  
Heat-sealed edges, elastic straps  
and adjustable nose clip  
Measures: 120x105(±5)mm

## Especifications

Dust and droplets-proof  
High filter efficiency against particles (PFE)>94%  
Total inward leakage (TIL) <8%  
Classified as PPE (Personal Protective Equipment)  
EN149:2001 + A1:2009 standard compliance  
EN149:2001 + A1:2010 standard compliance  
NO LATEX

## Recomendations

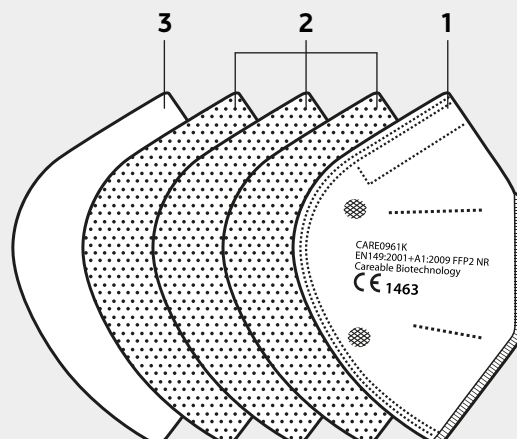
Recommended use for children  
Do not reuse  
One size (small)  
Use from 3 years

## Composition

1- 25 gsm non-woven polypropylene  
2- Filtering three-layer fabric  
Meltblown 3 x 25 gsm  
3- 25 gsm non-woven polypropylene

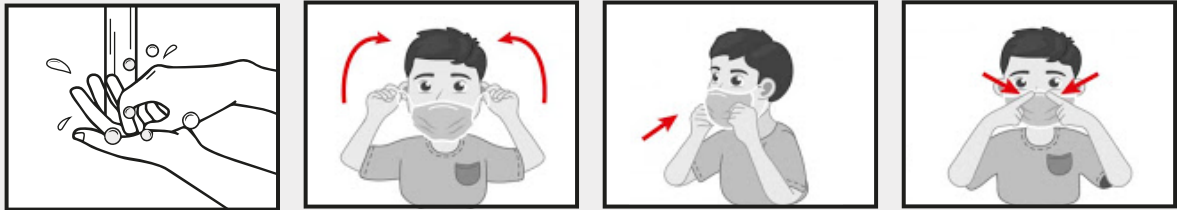
## Logistics

Bag: 1 unit  
Pack: 50 units  
Box: 2000 units  
Box measures: 72x39x50 cm



# INSTRUCTIONS

## How to put on the face mask:



1. Wash your hands with soap and water or a hand sanitizer before touching the mask.
2. Locate the top part of the mask, hold it from the front side and place the elastic bands around both ears.
3. Pull the bottom of the mask over your chin.
4. Adjust the stiff edge to the shape of your nose and make sure the mask is properly placed, well sealed and do not cause breathing discomfort.
5. Do not touch the mask with your hands while wearing it. Wash your hands first.

## How to remove the mask:



1. Wash your hands with soap and water or a hand sanitizer.
2. Remove it without touching the front of the mask.
3. Dispose the mask in a suitable bin.
4. Wash your hands with soap and water or a hand sanitizer.

